

FACT SHEET

Exporting your AuSCR Data

Authorised hospital staff can export all data entered into the AuSCR for their hospital to undertake their own analyses to provide additional information to what is available in the summarised data in the pre-specified 'live' reports. The availability of the whole dataset for a site may further assist in the identification of potential local quality improvement (QI) initiatives, and to monitor changes over time.

Can I export all of my AuSCR data?

Yes, you can export all data collected at your hospital. You will be unable to access data collected at other hospitals. Refer to the '*Exporting Acute Data*' process outlined on the following pages of this fact sheet for how to do this.

Can all AuSCR users export their data?

Only AuSCR users with an AuSDaT access level of 'Hospital Coordinator' have the ability to export data. *AuSCR users designated 'Data Collector' do not have access to export functionality.* If you are unsure what level of access you have, please contact your AuSCR State Coordinator for assistance.

Can I export my patient outcomes data collected by the AuSCR office?

Yes, all patient reported outcomes data (i.e. 'follow-up') collected by the AuSCR office at 90-180 days can be exported. Only follow-ups with an outcome are available for export (e.g. completed, deceased, lost to follow-up). Records for follow-ups currently in progress will not appear in your export.

Please refer to the '*Exporting Follow-Up Data*' process outlined on the following pages of this fact sheet for how to export your follow-up data.

Can I select a date range for data that I want to export?

Yes, you can tailor the date range as required for exports. See below for details.

Can I export data from all programs my hospital participates in?

Yes, you can however, you will need to conduct a separate export for each program your hospital participates in by selecting the relevant tab of each program. See below for details.

Can I tailor my export to include only a selection of my AuSCR variables?

No, this is not possible. However, once you have exported all variables within your timeframe of interest you can delete the variables (columns) in your export that you are not interested in using.

Does the export contain identifiable patient data?

Yes, the extract contains all AuSCR variables including patient names, addresses, phone numbers and emergency contact details. ***Once you have exported your data, you must follow your hospital policies on the handling and storage of identifiable health data (e.g. data should not be saved on a personal computer or USB and may need to be password protected for re-opening).***

What format will my data be exported in?

Your data will be exported into a comma-separated values (CSV) file, which can be opened in Microsoft Excel or other compatible software for analysis (Figure 1). If you are having issues with formatting your export, please contact your AuSCR State Coordinator or refer to the AuSCR Hospital User Manual section on exporting acute data.

Why do some of the variables in my export look like numbers? How do I understand what this means?

Each row in your export represents a single episode of care for a patient at your hospital. The top row indicates the variable (or MDL reference number) as listed in the AuSCR Data Dictionary. The next row contains the variable name. Each individual variable in the AuSCR is represented by one column in your export.

Some variables are not 'coded' – this means the text in the box contains all the information you need (e.g. type of stroke or dates/times, see Figure 1). Other variables are 'coded' so that a response option is given a numeric value. For example, 'Yes' may be represented by the number '1' and 'No' may be represented by the number '2' (e.g. admission to a stroke unit or previous stroke, Figure 1). The AuSCR Data Dictionary outlines the coding for all AuSCR variables which you will see in your export.

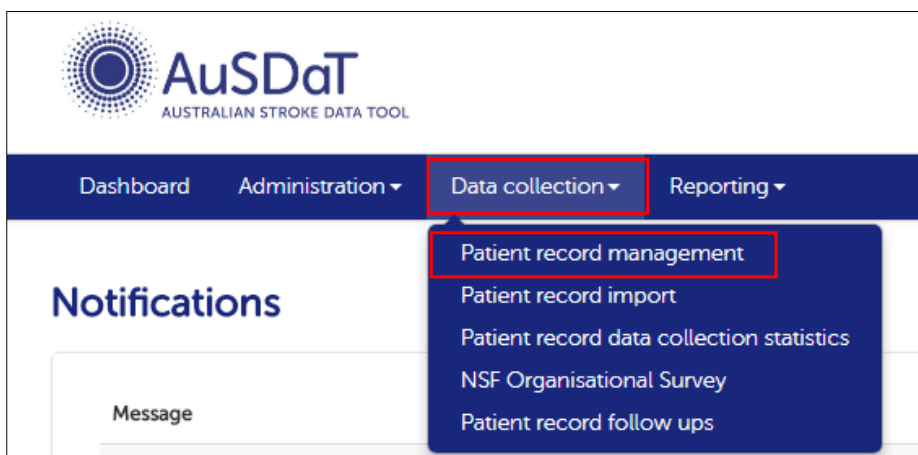
Responses to some variables are 'coded'. Refer to the AuSCR Data Dictionary for what these codes mean.

4.38	6.02	7.25	7.43	7.44	7.45	7.55
Was the patient treated in a stroke unit at any time during their stay?	Previous Stroke	NIHSS at baseline	Date of first brain scan after the stroke	Time of first brain scan after the stroke	Not documented	Type of stroke
1	2	99	02/01/2020	14:33:00	FALSE	HAEMORRHAGE
2	2	3	03/01/2020	18:57:00	FALSE	ISCHAEMIC
1	1	99	04/01/2020	16:50:00	FALSE	ISCHAEMIC
1	2	1	06/01/2020	17:06:00	FALSE	TIA
1	2	3	07/01/2020	9:09:00	FALSE	TIA
1	2	7	08/01/2020	19:17:00	FALSE	ISCHAEMIC
2	2	0	11/01/2020	21:37:00	FALSE	TIA

Figure 1: screenshot of a data export in Microsoft Excel.

Exporting acute data

1. From the Dashboard, select 'Data collection' and then 'Patient record management'.

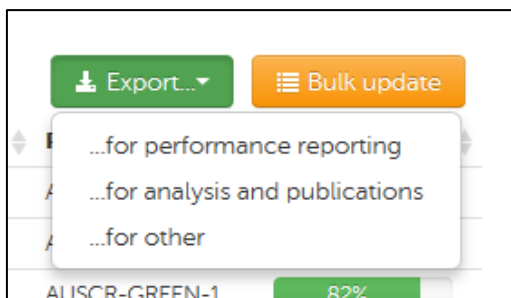


2. Select the relevant AuSCR program by clicking on the on the appropriate tab (e.g. 'AuSCR Red'). A green 'Export' Button will then appear at the bottom right of the search screen. *NOTE: The 'Export' button will not appear when the 'All' programs tab is selected. You will need to do a separate export for each program your hospital is participating in by clicking on the relevant program tab eg AuSCR-Black, AuSCR-Red, AuSCR-ED, and/or AuSCR-FeSS.*

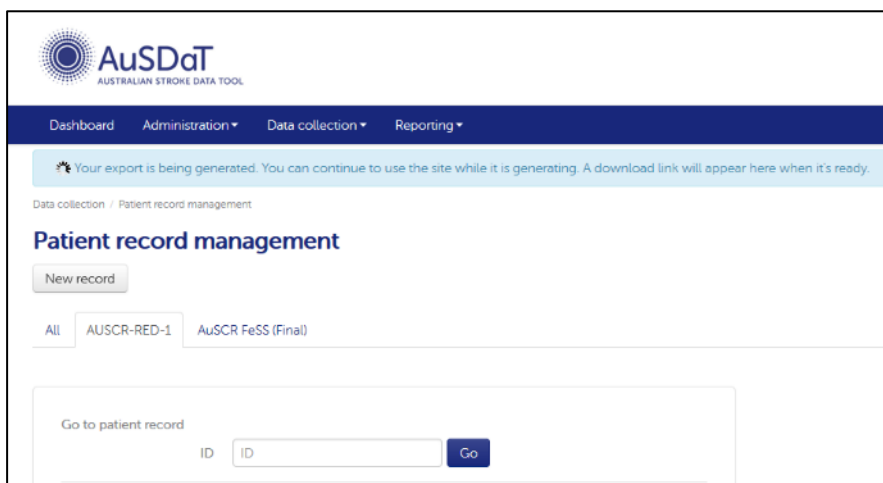
Click here to customize your export for a set date range

3. To select a certain date range, click on 'Show advanced search options' and enter the date range for admission date or date created and click 'Search'.
4. Click on the 'Export' button.

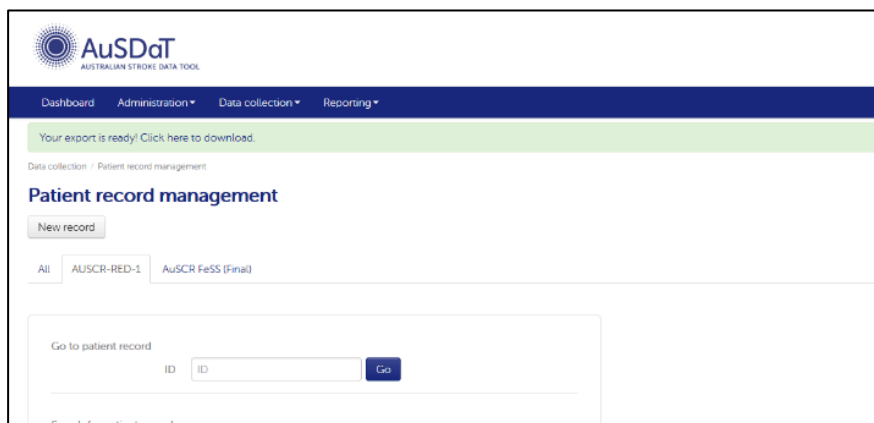
5. A pop-up menu will appear. Select the reason for your data export. The reason that you choose does not make any difference to the data export that is generated.



6. Wait for your data report to be generated. *For large datasets this can take several minutes.*



7. When the report is complete, a link will appear at the top of the screen in green. Click on the link.



8. A pop-up menu will appear at the bottom of your screen, depending on the browser you are using. Click the 'Open' button to view your file.



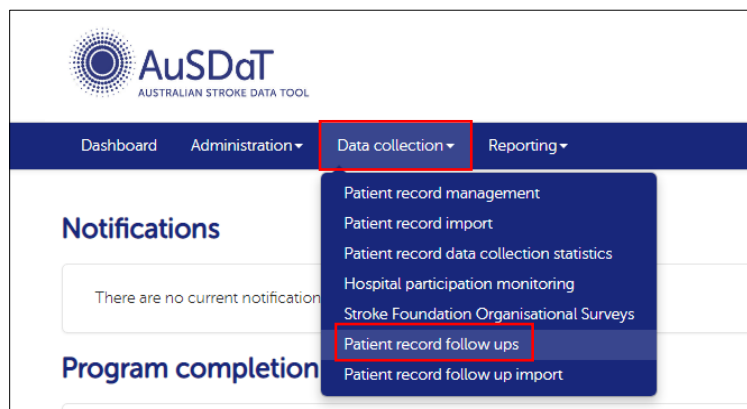
- When you want to save your file, ensure that you save it as an Excel format (.xls or .xlsx) file. This will help to maintain the correct formatting of the exported file.

4.2	4.22	4.29	4.3	4.31	4.32	4.33	4.331	4.38	6.02	7.25	7.43	7.44	7.45	7.55	7.58
Did the patient arrive by ambulance?	Was the patient transferred from another hospital?	Date of admission to hospital	Not admitted	Date accuracy	Time of admission to hospital	Time accuracy	Unknown	Was the patient treated in a stroke unit at any time during their stay?	Previous Stroke	NIHSS at baseline	Date of first brain scan after the stroke	Time of first brain scan after the stroke	Not documented	Type of stroke	Cause of stroke
2	2	13/01/2020	FALSE	AAA	0:21:00	AAA	FALSE	1	2	99	02/01/2020	14:33:00	FALSE	HAEMORRHAGE	UNKNOWN
1	2	14/01/2020	FALSE	AAA	2:37:00	AAA	FALSE	2	2	3	03/01/2020	18:57:00	FALSE	ISCHAEMIC	KNOWN
2	1	15/01/2020	FALSE	AAA	0:48:00	AAA	FALSE	1	1	99	04/01/2020	16:50:00	FALSE	ISCHAEMIC	KNOWN
1	2	16/01/2020	FALSE	AAA	20:23:00	AAA	FALSE	1	2	1	06/01/2020	17:06:00	FALSE	TIA	UNKNOWN
1	2	17/01/2020	FALSE	AAA	18:10:00	AAA	FALSE	1	2	3	07/01/2020	9:09:00	FALSE	TIA	KNOWN
1	2	19/01/2020	FALSE	AAA	4:20:00	AAA	FALSE	1	2	7	08/01/2020	19:17:00	FALSE	ISCHAEMIC	KNOWN
2	2	21/01/2020	FALSE	AAA	17:11:00	AAA	FALSE	2	2	0	11/01/2020	21:37:00	FALSE	TIA	UNKNOWN

Please note these exports contain patient identifiers and health information and should be stored securely according to your hospital processes.

Exporting follow-up data (patient reported outcomes at 90-180 days)

- From the Dashboard, select 'Data collection' and then 'Patient record follow ups'.



- Follow steps 2-9 as described above for the export of acute data.
- Your follow-up export will also contain mortality data from the annual linkage of the AuSCR dataset with the National Death Index. This linkage is completed in October of every calendar year. *For assistance in interpreting your follow-up data, see Appendix 2 of the Hospital User Manual, or contact your AuSCR State Coordinator.*

Version 1.4, June 2025

AUSCR OFFICE

The Florey Institute of Neuroscience and Mental Health
245 Burgundy Street
Heidelberg Victoria 3084

Free call 1800 673 053
Email ausr@florey.com.au
ausr.com.au

In partnership
Stroke Foundation, Australian and New Zealand
Stroke Organisation and Monash University